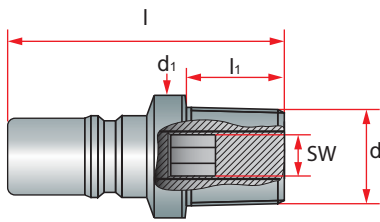



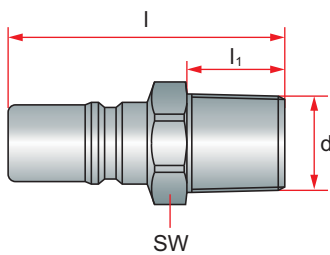
# BR601



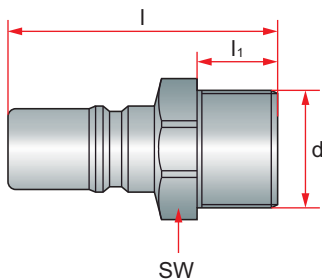
Quick-release coupling male  
 Racor de enchufe rápido macho  
 Końcówka szybkozłącza  
 Racord rapido  
 Racord mâle rapide




d	d1	l	l <sub>1</sub>	SW	without valve /sin valvula
					REF. 
R 1/8"	10	31	7,5	5	<b>BR601.06 ER 10</b>
R 1/4"	13	35	13	5	<b>BR601.06 ER 13</b>
R 1/4"	13	34	10	8	<b>BR601.09 ER 13</b>
R 3/8"	17	36	11	8	<b>BR601.09 ER 17</b>
R 3/8"	17	39	13	10	<b>BR601.12 ER 17</b>



d	l	l <sub>1</sub>	SW	without valve /sin valvula
				REF. 
R 1/2"	41	13	24	<b>BR601.12 ER 21</b>
R 1/2"	63	16,5	22	<b>BR601.16 ER 21</b>
R 3/4"	63	16,5	27	<b>BR601.16 ER 26</b>



d	l	l <sub>1</sub>	SW	without valve /sin valvula
				REF. 
G 1/2"	41	13	22	<b>BR601.09 ER 21</b>
G 3/4"	63	16	27	<b>BR601.12 ER 26</b>
G 1"	63	16	35	<b>BR601.16 ER 33</b>

Mat: Brass  
 Mat: Latón

Temperature range: -20°C +100° C  
 Rango de temperatura: -20°c + 100° C

Working pressure: 16 bar  
 Presión de trabajo : 16 bar