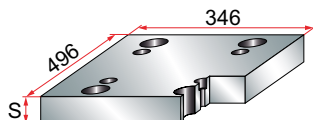


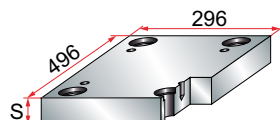
PBA-EU



PBA-EU	
S	27
	36
	46

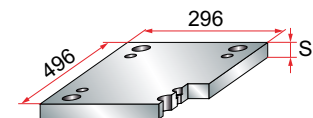
mat.: 1.1730

PC



		Material	
		1.1730	1.2311
S	36	*	*
	46	*	*
	56	*	*
	66	*	*
	76	*	*
	86	*	*
	96	*	*
	116	*	*
	136	*	*
156	*	*	

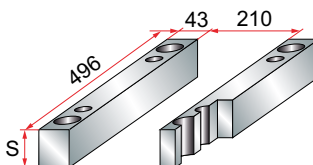
PS-EU



PS-EU	
S	27
	36
	46

mat.: 1.1730

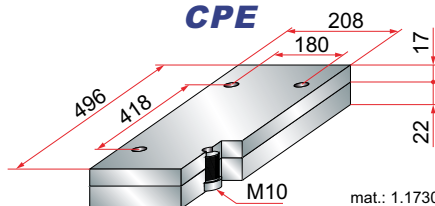
ESP-EU



ESP-EU	
S	56
	66
	76
	86
	96

mat.: 1.1730

CPE

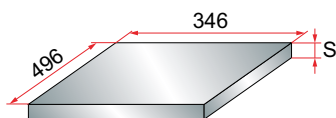


mat.: 1.1730

P PLATES



PBA-P

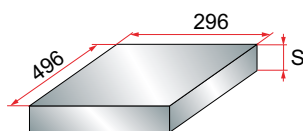


PBA-P	
S	27
	36
	46

mat.: 1.1730



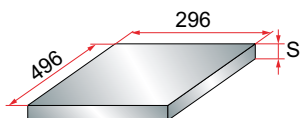
PC-P



		Material	
		1.1730	1.2311
S	36	*	*
	46	*	*
	56	*	*
	66	*	*
	76	*	*
	86	*	*
	96	*	*
	116	*	*
	136	*	*
	156	*	*



PS-P

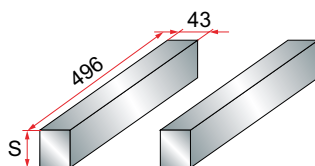


PS-P	
S	27
	36
	46

mat.: 1.1730



ESP-P

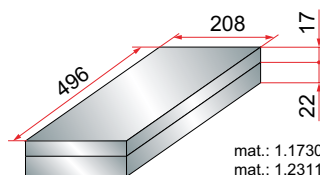


ESP-P	
S	56
	66
	76
	86
	96

mat.: 1.1730



CPE-P



mat.: 1.1730
mat.: 1.2311