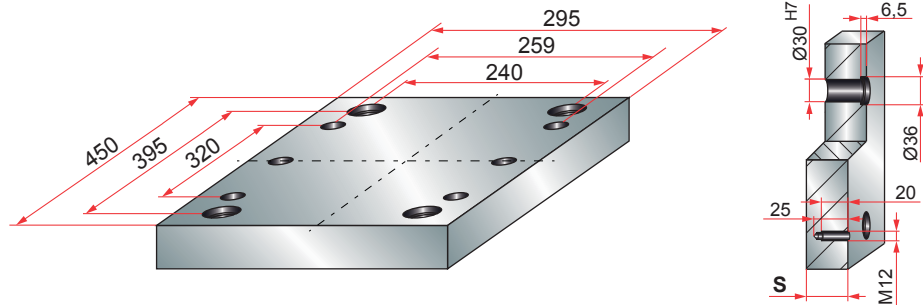
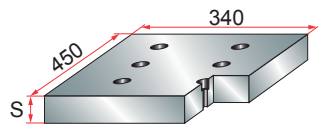


295.450



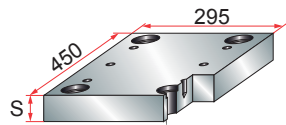
PBA



PBA	
S	27
	42

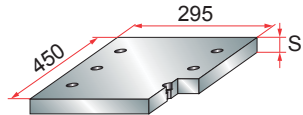
mat.: 1.1730

PC



Material			
		1.1730	1.2311
S	27	*	*
	36	*	*
	46	*	*
	56	*	*
	66	*	*
	76	*	*
	96	*	*
	116	*	*

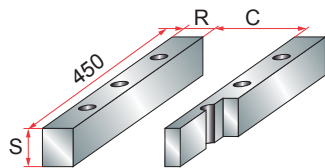
PS



PS	
S	27
	42

mat.: 1.1730

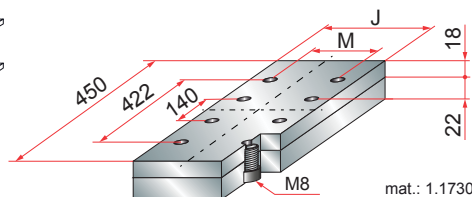
ESP



ESP		
R	36	48
S	70	70
	90	90
	110	110
C	223	199

mat.: 1.1730

CPE



J	220	196
M	192	168

mat.: 1.1730